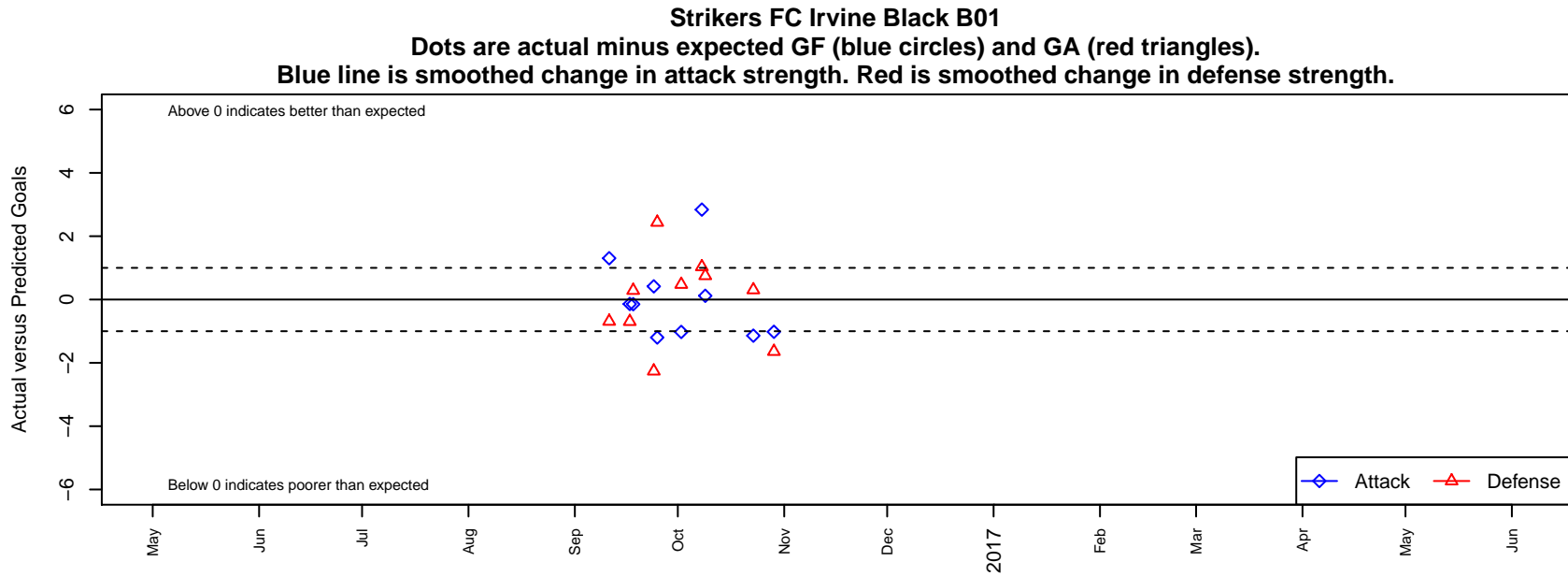


Strikers FC Irvine Black B01

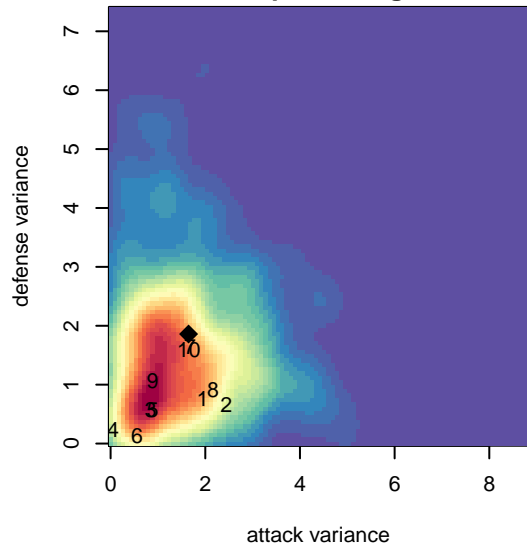
, CAS
 B01 total strength=1610
 attack=21.33 defense=12.85
 fall league = SCDL FI1 U16
 notes= Shiokari 2016

alt names used:
 Strikers FC – Irvine 2001 Shiokari*

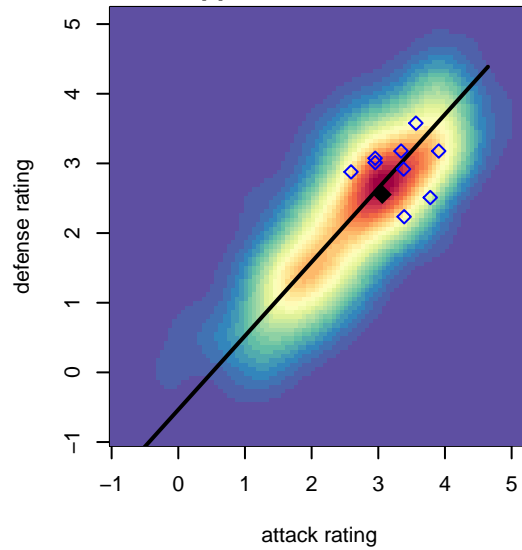
Venues played:
 2016 SCDL FI1 U16



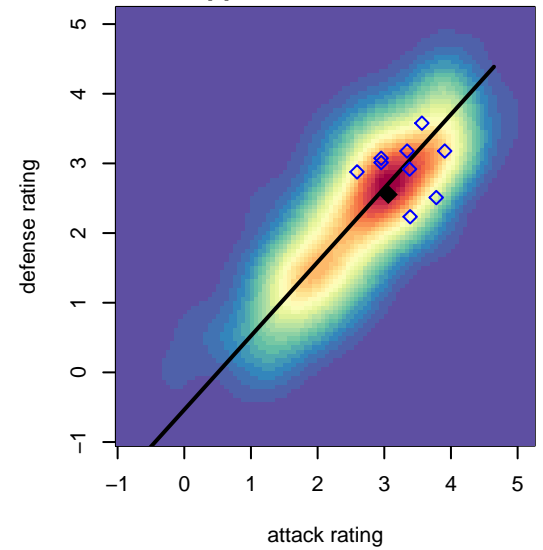
attack and defense variance (black dot)
relative to other teams
and top 10 in region



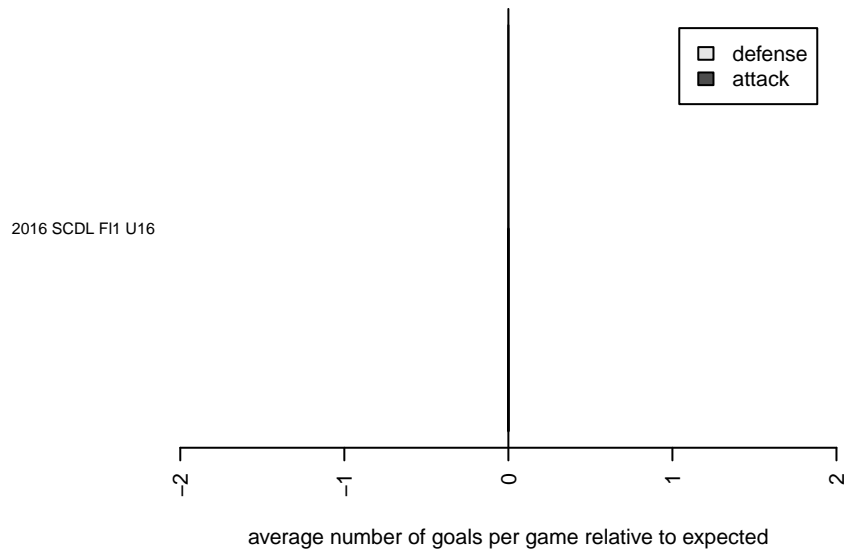
attack and defense rating
relative to others at age
and all opponents in last 13 months



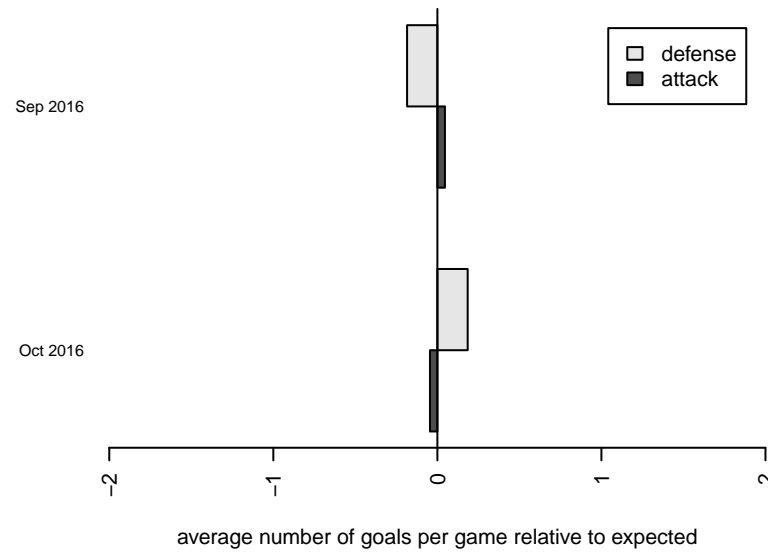
attack and defense rating
relative to others at age
and all opponents in last 13 months



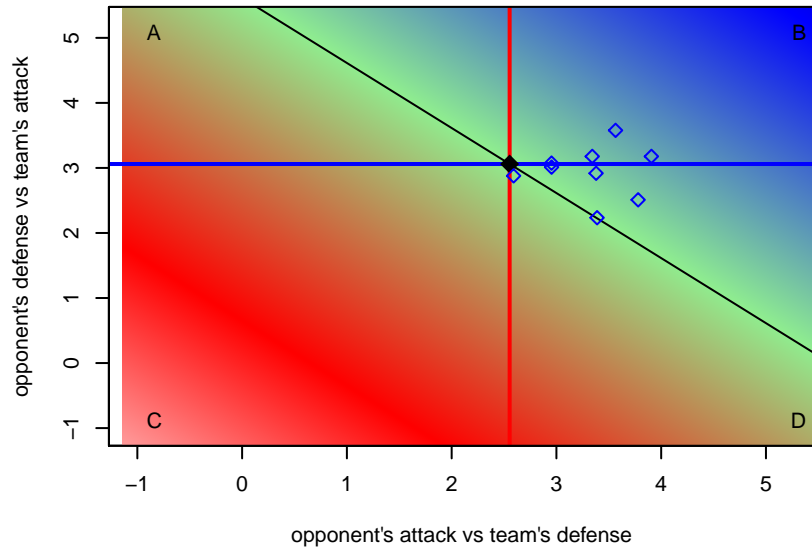
Performance relative to 13 month average



Performance relative to 13 month average



Distribution of opponents
 Red = Lose zone, Blue = Win zone, Green = Even
 Black line separates win/lose zones



lot. A=Neither has attack advantage, B=Opponent has both attack and defense advantage, C=Opponent has both attack and defense disadvantage, D=Both have

date	home		away		venue	pred.home	pred.away
2016-10-29	Irvine Slammers B01	3	Strikers FC Irvine Black B01	0	2016 SCDL F11 U16	1.36	1.02
2016-10-23	San Diego Surf SC Academy Select B01	2	Strikers FC Irvine Black B01	0	2016 SCDL F11 U16	2.30	1.14
2016-10-09	Strikers FC Irvine Black B01	1	Temecula Valley Hawks B01	3	2016 SCDL F11 U16	0.88	3.75
2016-10-08	Strikers FC Irvine Black B01	4	California Football Academy B01	0	2016 SCDL F11 U16	1.16	1.03
2016-10-02	Strikers FC Irvine Black B01	0	Del Mar Sharks White B01	1	2016 SCDL F11 U16	1.02	1.48
2016-09-25	San Diego SC Academy Navy B01	0	Strikers FC Irvine Black B01	1	2016 SCDL F11 U16	2.44	2.20
2016-09-24	RSF Attack Academy I B01	5	Strikers FC Irvine Black B01	1	2016 SCDL F11 U16	2.74	0.58
2016-09-18	Strikers FC Irvine Black B01	1	Laguna United Blue B01	2	2016 SCDL F11 U16	1.15	2.29
2016-09-17	San Diego Surf SC Academy Select B01	3	Strikers FC Irvine Black B01	1	2016 SCDL F11 U16	2.30	1.14
2016-09-11	Strikers FC Irvine Black B01	3	Strikers FC Mission Viego B01	4	2016 SCDL F11 U16	1.70	3.31